

Requirements for International Accreditation of Breast Centers/Units

**A collaborative effort of
ISS/SIS – NAPBC - UICC**

Improving Breast Cancer Care by Breast Centers Accreditation

A Global Accreditation Program



Breast Centers

Specialization

Multidisciplinary Approach

Interdisciplinary Communication

Ensuring Patient-Centered Care

Multidisciplinary Approach Impact on Patient Management

→ Change in Treatment 43%

*Chang, JH et al
University of Pennsylvania
Cancer 91:1231-7, 2001*

Changes in breast cancer therapy because of pathology second opinions

Major changes: 7.8%

Additional prognostic information: 40%

“Missing information on grade and histological subtype was responsible for a large number of cases, suggesting **a need for widespread application of standardization and quality improvement in pathology reporting.**”

*Staradub V L et al
Ann. Surg. Oncol.
9: 982 – 7, 2002*

Multidisciplinary Approach Impact on Patient Management

- Imaging 45% → Surgery 11%
- Pathology 29% → Surgery 9%
- Surgery 34%
- Overall Surgical Management 52%

*Newman, EA et al
University of Michigan
Cancer 107:2346-51, 2006*

Prone to Error: Earliest Steps to Find Cancer

By STEPHANIE SALIL

Published: July 19, 2010

Monica Long had expected a routine appointment. But here she was sitting in her new oncologist's office, and he was delivering deeply disturbing news.

 Enlarge This Image



Nearly a year earlier, in 2007, a pathologist at a small hospital in Cheboygan, Mich., had found the earliest stage of [breast cancer](#) from a [biopsy](#). Extensive surgery followed, leaving Ms. Long's right breast missing a golf-ball-size chunk.

Now she was being told the pathologist had made a mistake. Her new doctor was certain she never had the disease, called ductal carcinoma


 RECOMMEND

 TWITTER

 LINKEDIN

 SIGN IN TO E-MAIL

 PRINT

 SINGLE-PAGE

 REPRINTS

 SHARE



Q. and A.: Breast Cancer Screening

Stephanie Saul is answering questions from readers about her article on The New York Times Well blog.



[Ask a Question »](#)

Related

[Vital Signs: Screening: Gaps Found in Breast Cancer Testing \(July 20, 2010\)](#)

[Health Guide: Breast Cancer](#)



Cheboygan Memorial Hospital

Dr. Linh Vi found in 2007 that Monica Long had cancer.

‘Shock and Disbelief’


Tiny Cheboygan Memorial Hospital, a 46-bed facility in rural northern Michigan, is far from any major cancer center. Its patients are mostly elderly and suffering from cardiovascular problems and [diabetes](#). Monica Long helped take care of them, working as a nurse on the night shift.

In March 2007, Ms. Long, then 49, went for her annual mammogram, which showed a shadow of about one centimeter in her right breast.

A biopsy followed and the results were sent to Dr. Vi, the only pathologist at Cheboygan and, in fact, in the entire county. Dr. Vi had started at Cheboygan in 2003 after a journey that began with medical school in Vietnam, where he grew up.

He ran the hospital’s pathology department even though he had not passed either part of the exam to become board certified until 2008, a year after he gave Ms. Long her diagnosis. In a deposition, Dr. Vi said he had taken one portion of the test “several times” before passing, but he did not remember how many.

Of the hundreds of thousands of breast biopsies that are performed every year in the United States, many are conducted in community hospitals. Like Dr. Vi, many general pathologists in small practices do not have extensive exposure to D.C.I.S. and other atypical breast lesions.



Why Current Breast Pathology Practices Must Be Evaluated

Susan G. Komen for the Cure White Paper: June 2006

Prone to Error: Earliest Steps to Find Cancer

Published: July 19, 2010

(Page 3 of 4)

In 2006, [Susan G. Komen](#) for the Cure, an influential breast cancer survivors' organization, released a startling [study](#). It estimated that in 90,000 cases, women who receive a diagnosis of D.C.I.S. or invasive breast cancer either did not have the disease or their pathologist made another error that resulted in incorrect treatment.



Monica Long had a quarter of her right breast surgically removed.


Q. and A.: Breast Cancer Screening

Stephanie Saul is



After the Komen report, the College of American Pathologists announced several steps to improve breast cancer diagnosis, including the certification program for pathologists.

For the medical community, the Komen findings were not surprising, since the risk of misdiagnosis had been widely written about in medical literature. One study in 2002, by doctors at Northwestern University Medical Center, reviewed the pathology in 340 breast cancer cases and found that 7.8 percent of them had errors serious enough to change plans for surgery.


 RECOMMEND

 TWITTER

 LINKEDIN

 SIGN IN TO E-MAIL

 PRINT

 SINGLE-PAGE

 REPRINTS

 SHARE



Breast Care

Editorial

“Breast Disease is Now a Specialist
Discipline”

Roger W Blamey

Breast Care

1:148–149, 2006

Breast Centers

Europe

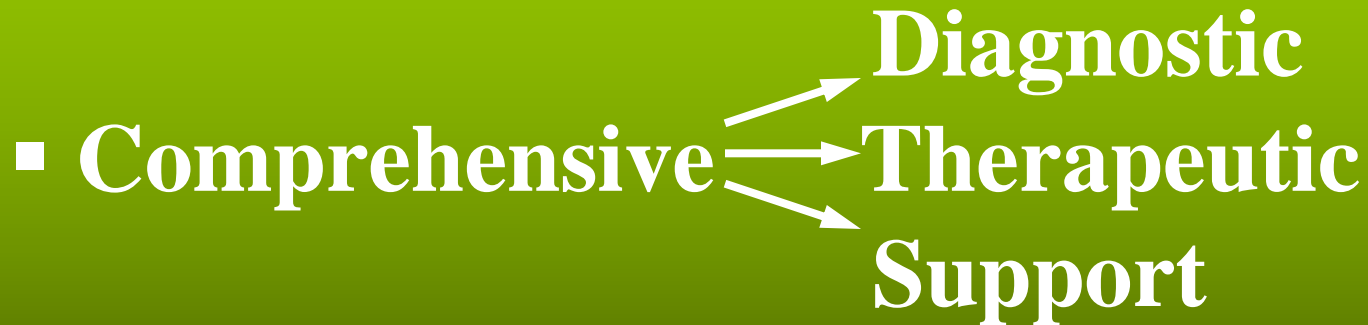
“Florence Statement” (1998)

“All women across Europe should have access to fully equipped, dedicated breast units.”

**First EBCC (EUSOMA, EORTC-
BCCG, EUROPA DONNA)**

Breast Centers

- **Patient-Oriented System**



- **Multidisciplinarity**

- **Multiprofessionality**

Multidisciplinary Breast Care Team

Surgery

Oncology

(Radiation & Medical)

Radiology

Pathology

Genetics

Multidisciplinary Breast Care Team

Nuclear Medicine

Oncology Nursing

Psycho-Oncology

Social Assistance

Breast Centers

Consensus Forum

Discussion on Each Individual Case

Prospective Comprehensive Treatment

Breast Centers

European Parliament (2003)



“All units involved in screening, diagnosis or therapeutic activities must ensure the formation of proper multidisciplinary team work”

Breast Cancer European Parliament Resolution

Session document 18.10.2006

**European Parliament resolution
on breast cancer in the enlarged
European Union**

- **Nationwide screening**
- **Nationwide interdisciplinary
centers**

Breast Centers/Units

European Parliament (2010)



“Calls on Member States to provide Multidisciplinary Specialist Breast Units by 2016 and on the Commission to deliver a regular progress report”

EUSOMA Breast Units Certification (Europe)



National Accreditation Program for Breast Centers (USA)



NATIONAL ACCREDITATION PROGRAM FOR BREAST CENTERS

ISS/SIS

International Accreditation Program



Prof. Ruben Orda

1st International Congress of Breast Disease Centers 2011

FIRST ANNOUNCEMENT

PARIS 2011

1st International
Congress
of Breast Disease
Centers

Friday 21st January & Saturday 22nd January 2011

*LOCATION: Malesherbes Convention Center
108 Boulevard Malesherbes - 75017 Paris - France*

IBDC

International Breast Disease Centers

SCIENTIFIC COMMITTEE IN PROGRESS MARC ESPIÉ

DR MARC ESPIÉ MD, MCU-PH (CENTRE DES MALADIES DU SEIN)
ST LOUIS HOSPITAL - PARIS - FRANCE - marc.espie@sls.aphp.fr

For any enquiries please contact :
Centre de Formation des Editions Eska (CFED) - International Conferences
12, rue du 4 Septembre - 75002 Paris - France
Tel : +33 1 42 86 55 79 - Fax : +33 1 42 60 45 35
E-mail : international@eska.fr

Prof. Ruben Orda

SIS/ISS International Accreditation Program

**Pursuing Excellence
Through Accreditation**

**Pursuing Accreditation
Through
Mentorship**

**Gradual and Progressive
Process**



The International Accreditation Program for Breast Centers/Units
Awards this Certificate of Accreditation as Center of Excellence to

**THE CENTER FOR BREAST HEALTH, TEL AVIV SOURASKI
MEDICAL CENTER, ISRAEL**

Three-year full Accreditation (March 2012 - March 2015)

Prof. Ruben Orda
Chairman SIS/ISS

Dr. Ezio Novais Dias
President SIS

Dr. Eduardo Cazap
President UICC



2nd

International Congress
of Breast Disease Centers

2012

THURSDAY 9 FEBRUARY

MORNING

OVERVIEW OF THE SESSIONS

8:30 - 8:45
Salon Maillot

INTRODUCTION : PLENARY MEETING

M. ESPIE (France) M. SEYCHELL (European Commission)

THEME I : MANAGEMENT OF BREAST CENTERS

8:45 - 10:15
Salon Maillot

SESSION 1 - TOWARDS A WORLD PLATFORM FOR BREAST CENTERS / UNITS ACCREDITATION

Chairmen : R. ORDA (Israel) and T. PIENKOWSKI (Poland)

- A call for a Common World Platform for Breast Centers/Units Accreditation
- SIS (Senologic International Society) : An International perspective
- UICC (Union for International Cancer Control) : A Global Vision
- EUSOMA (European Society of Breast Cancer Specialists): A European view
- NAPBC (National Accreditation Program for Breast Centers) : American Program Considerations
- Discussion

R. ORDA (Israel)
E. NOVAIS DIAS (Brazil)
E. CAZAP (Argentina)
R. WILSON (UK)
M. MAGALHAES COSTA (Brazil)

Breast Centers / Units Accreditation

**A CALL FOR A COMMON
WORLD PLATFORM**

2nd International Congress of Breast Disease Centers

Paris Statement (2012)

“All women across the world should have access to fully equipped, quality assured, dedicated Breast Centers/Units, that provide competent and comprehensive care”